



THE DUKE'S

ST ANDREWS



## The Duke's St. Andrews

With a spectacular setting above St Andrews, the championship course at The Duke's gives magnificent panoramic views over the surrounding countryside to the sea.

The Duke's is highly regarded as one of the finest heathland championship courses in the British Isles and a must-play course for any golfer. The only St. Andrews heathland experience at the home of golf.





## Old Course Hotel

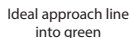
Bordering the renowned 17th Road Hole of the Old Course, the Old Course Hotel overlooks the famous links courses, the West Sands Beach and the beautiful Scottish coastline.

Recognised as one of Europe's leading resorts, this AA Five Star-awarded hotel has 144 rooms, including 35 suites, and delights guests with quietly confident service, luxurious facilities and a warm welcome. The Old Course Hotel features a combination of classically elegant and contemporary interiors, and French designer Jacques Garcia designed many of the hotel's suites. While the hotel wasn't actually built until 1968, most visitors are amazed at how it blends seamlessly into the landscape and surrounding architecture of the town.

Guests may enjoy the historic university town of St Andrews, just a short stroll from the resort, and explore the surrounding countryside of the ancient Kingdom of Fife.



All distances are measured in  
**YARDS** to the **CENTRE** of the green.



67 ---

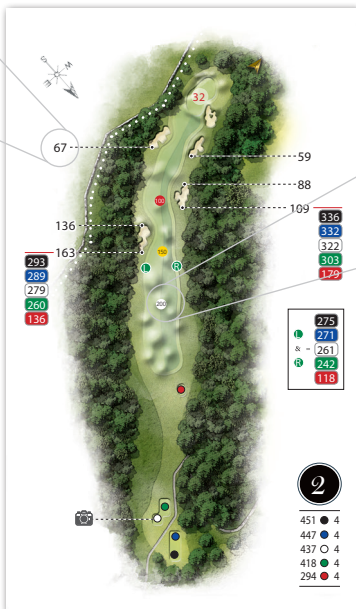
Black numbers are measured to the CENTRE of green

293  
289  
279  
260  
136

Driving Distances indicate the distance from each tee position to a certain point on the hole

275  
L 271  
& = 261  
R 242  
118

L & R Indicate the left and right side of the fairway at the given distance from each tee position



Compass Point

200

Physical marker discs marked at 100, 150, 200 & 250 yards to the CENTRE of green



Next Tee Arrow



Indicates which tee the photo was taken

 **clere golf**  
www.cleregolf.com

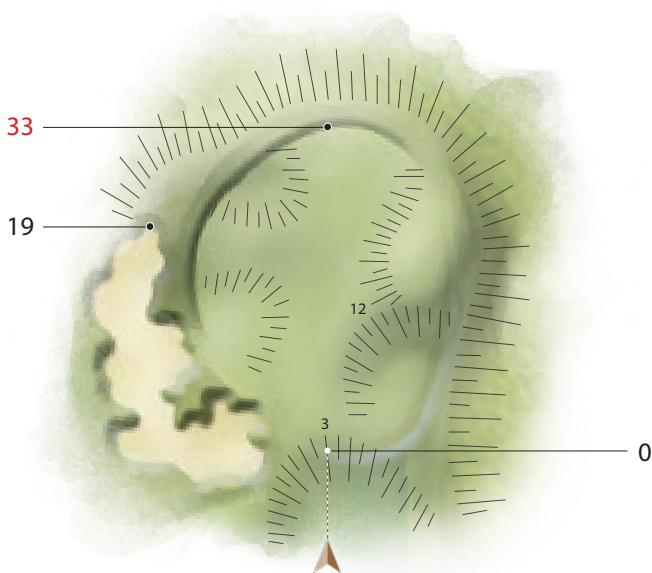
Designed, surveyed, printed and published by: Clere Golf, 10A Arnhem Road, Newbury, Berkshire RG14 5RU +44 (0)1635 43026 info@cleregolf.com www.cleregolf.com

© Copyright Clere Golf 2018. All rights reserved. No reproduction, copy or transmission of this publication should be made without written permission of Clere Golf. Ref. 52140

1

528 499 479 473 416

PAR 5  
S.I. 10



## No.1 Highland

From the tee, the fairway bunker on the left side of the fairway is the best line, providing a great angle to lay up on the right side which opens up the approach to the green. The approach is well protected by bunker complexes short right and greenside left.





58 --- 56  
79

348  
319  
299  
293  
236

121 --- 117  
141

164 --- 177

202 --- 200

225 --- 225

299  
270  
250  
244  
187

248 --- 242

**L** 275  
& = 246  
**R** 226  
220  
163

267  
238  
218  
212  
155 238  
209  
189  
183  
126


**1**

528 ● 5  
499 ● 5  
479 ○ 5  
473 ● 5  
416 ● 5





451 447 437 418 294



### No.2 Drumcarrow

A strong tee shot at the left fairway bunker is essential, being in this position from the tee allows the ideal approach, with a direct line to the green allowing for a low running shot, or a higher approach shot to avoid the greenside bunker right.







293  
289  
279  
260  
136

67

136

163

L

R

200

150

100

32

59

88

109

336  
332  
322  
303  
179

275  
271  
& = 261  
242  
118

2

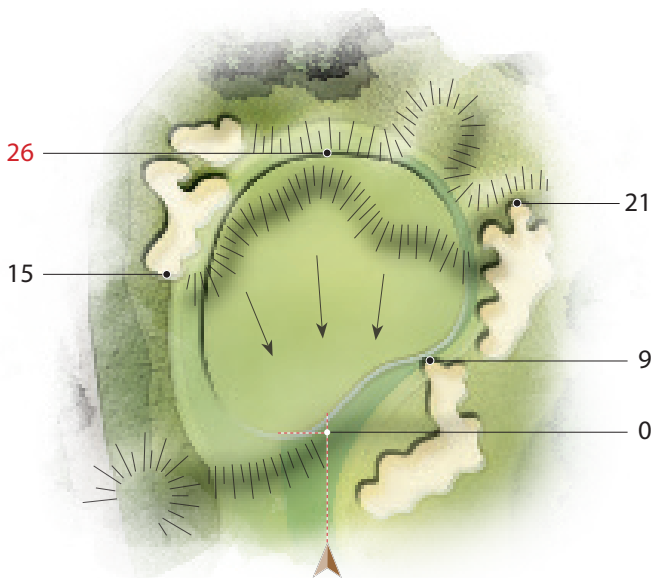


451 ● 4  
447 ● 4  
437 ○ 4  
418 ● 4  
294 ● 4

3

171 159 152 146 129

PAR 3  
S.I. 18



### No.3 Denhead

Be aware of the crosswinds overhead, this green is well guarded with sand, anything long or short, will require a very delicate recovery. Proper club selection is vital on this visually intimidating par three.

Left Edge of Green

Right Edge of Green





26

158

146

139

133

116



3

171 ● 3

159 ● 3

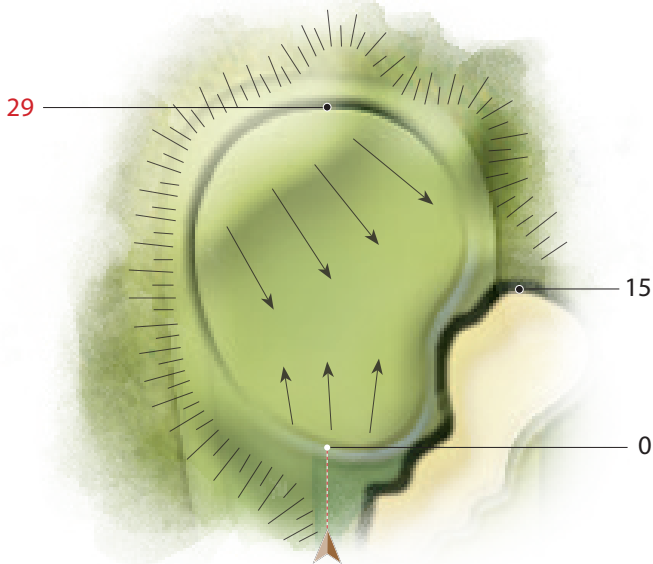
152 ○ 3

146 ● 3

129 ● 3



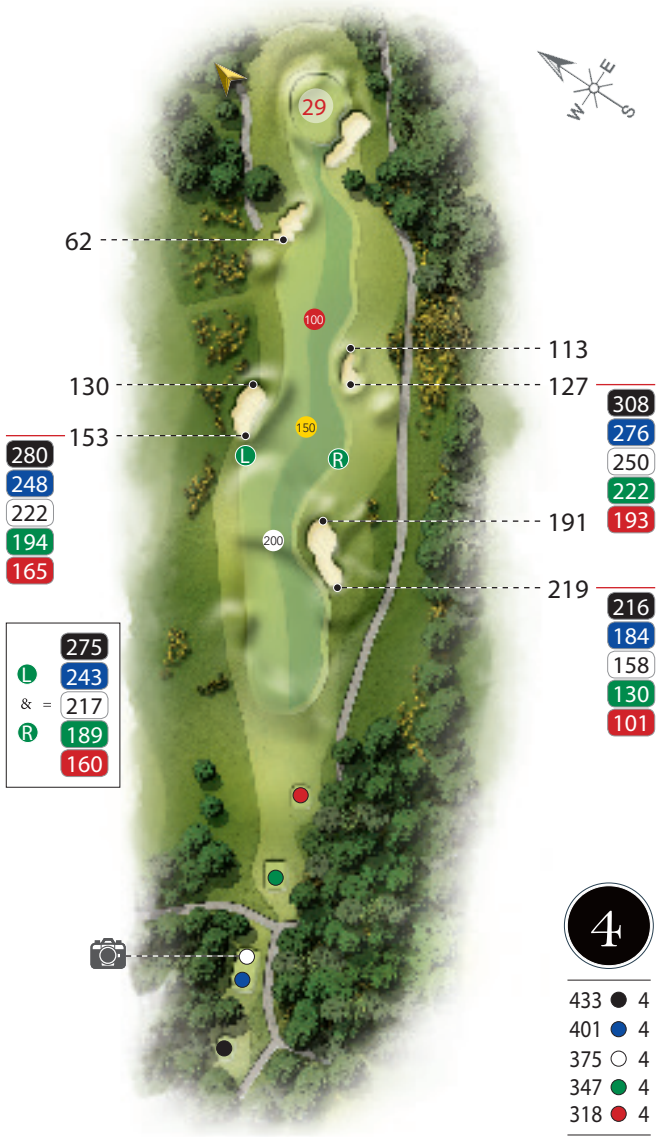
● ● ○ ● ●  
433 401 375 347 318

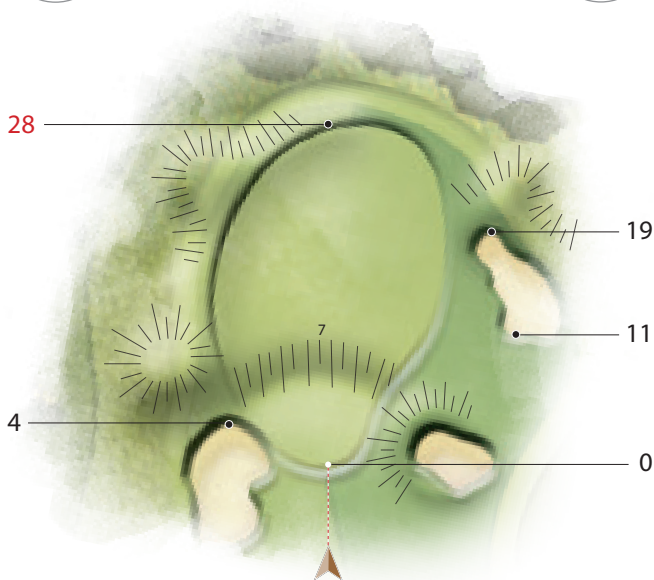


### No.4 Roundel

A well placed tee shot between the fairway bunkers leaves a direct approach to this green. Anything off centre brings the greenside trees into play. The sand bunker short left is to be avoided at all costs as recovery will demand a long, blind explosion to reach the green.






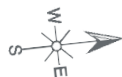


### No. 5 Beeches

The illusion of a narrow fairway is a strong feature of this terrific par 4. There is plenty of landing area to the right side of the left fairway bunker, leaving a relatively short approach into the green. The green itself is far deeper than it would first seem and is well protected by sand.







28

56  
Drain

59

74

76

88

L

R

101

120

280

249

234

205

183

233

202

187

158

136

135

150

200

198

263

232

217

188

166

L

& =

R

275

244

229

200

178

171

140

125



5

374 ● 4

343 ● 4

328 ○ 4

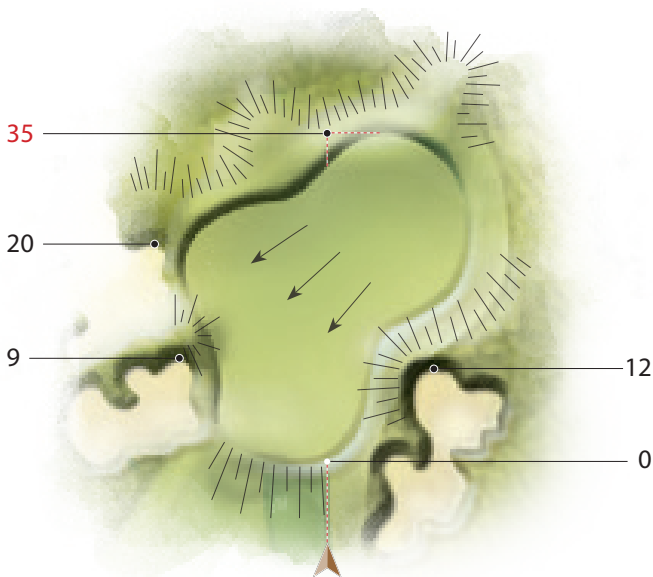
299 ● 4

277 ● 4

6


596 567 525 489 406

PAR 5  
S.I. 4

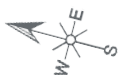


## No.6 Badgers

The views to the west and north can be distracting. From these elevated tees a well placed downhill tee shot must be right of centre on this right to left sloping fairway. The second half of this fairway and green are both heavily guarded by bunkers, the three shot option on this hole is the wise plan to set up a birdie attempt.

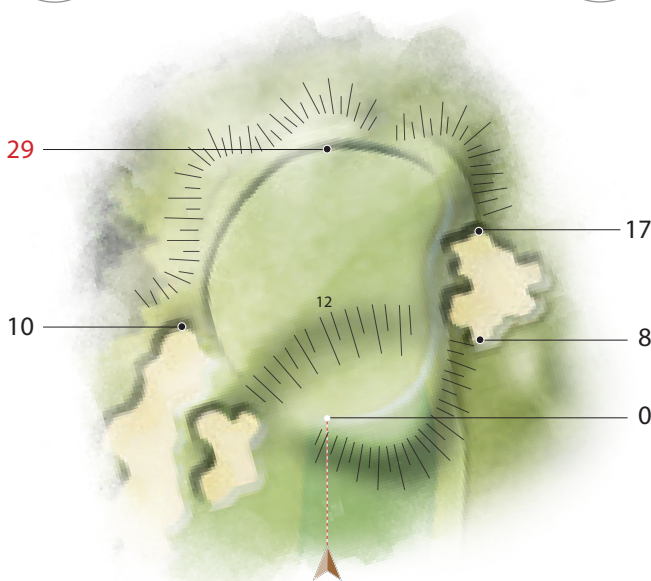








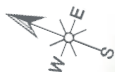
513 470 435 406 337



### No.7 Denbrae

A fantastic par 4 with spectacular views, while playing from the elevated tees allows you to see the complete hole. An aggressive line just to the left of the large double sided fairway bunker on the right puts you in to the perfect position to approach the green. A low run-up approach often rewards you by helping get the ball to the hole.





341  
298  
263  
234  
165

193  
Gorse

275  
232  
197  
168  
99

255  
Gorse

L = 275  
232  
197  
168  
99

R = 300  
257  
222  
193  
124

349  
306  
271  
242  
173

157

288  
245  
210  
181  
112

217

7

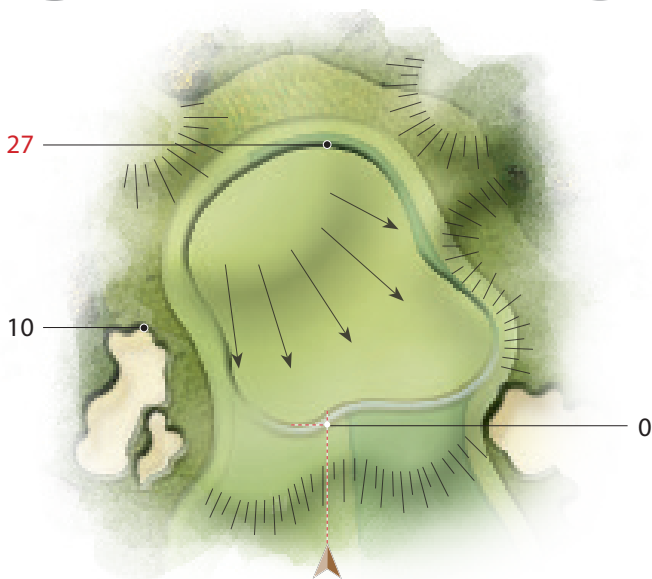
513 ● 4  
470 ● 4  
435 ○ 4  
406 ● 4  
337 ● 4



8

250 194 175 152 121

PAR 3  
S.I. 16



### No.8 Fair Dunt

Aptly named as a strong stroke is required to reach this testing up-hill par 3. Best advice here is to take at least one club more than the yardage. Leaving yourself an uphill putt is vitally important as anything long or to the sides leaves you with a very delicate shot.

Left Edge of Green

Right Edge of Green





27

236

180

161

138

107



8

250 ● 3

194 ● 3

175 ○ 3

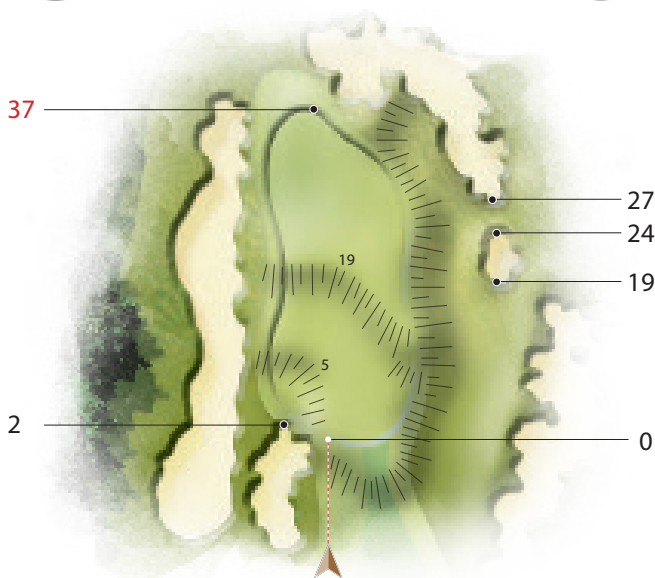
152 ● 3

121 ● 3

9

417 396 374 351 283

PAR 4  
S.I. 2




## No.9 Craigtoun

The right side of centre should be favoured from the tee, as the fairway slopes to the left allowing you a flat lie to face your approach to this well guarded and elevated green.

Accurate approaches are vitally important as severe side swales will leave a very tricky recovery to the narrow green.







273  
252  
230  
207  
139

71

110

118

160

194

232  
211  
189  
166  
98

37

100

150

R

200

75

265  
244  
222  
199  
131

149

180

234  
213  
191  
168  
100

L 275  
& = 254  
R 232  
209  
141



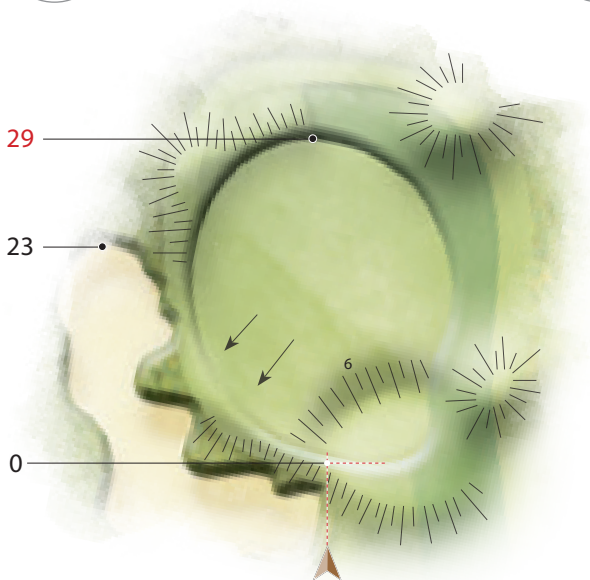
9

417 ● 4  
396 ● 4  
374 ○ 4  
351 ● 4  
283 ● 4

10

448 426 400 369 299

PAR 4  
S.I. 5

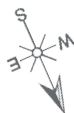


## No.10 Burn Brig

A conservative length tee shot with a line to the left edge on the distant bunker from the tee is perfect on this sharp dogleg left par 4. Aggressive long tee shots will end up dangerously close to a burn that is not visible from the tee while the fairway slopes toward the water hazard. Approach this elevated green from the right to avoid a deep greenside bunker left.







29

93

Mound

100

136

End of Fairway

299

277

251

220

150

150

L

R

200

153

162

190

296

274

248

217

147

271

249

223

192

122

275

L 253

& = 227

R 196

126



10

448 ● 4

426 ● 4

400 ○ 4

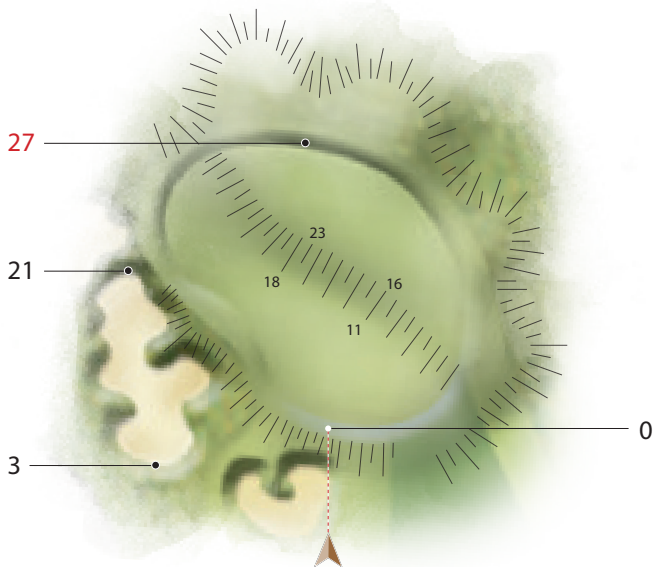
369 ● 4

299 ● 4

# 11

640 613 552 501 435

PAR 5  
S.I. 1



## No. 11 Winthank

This long par 5 is well bunkered on the left from the tee. Anything to the right of the first bunker complex will leave you a simple lay up short of the somewhat hidden burn guarding the front of the greens approach. The wise play short of the burn is rewarded with a short approach to this two tiered green protected by sand greenside left.






L	275
R	248
& =	187
	136
	88

11

640	●	5
613	●	5
552	○	5
501	●	5
453	●	5



### No.12 Double Dyke

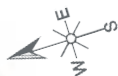
This uphill par 3 demands proper club selection to a slightly elevated green with a false front.

The sand bunkers short centre creates an illusion that the green is closer than it is.

Left Edge of Green

Right Edge of Green





36

206

191

171

160

113

12

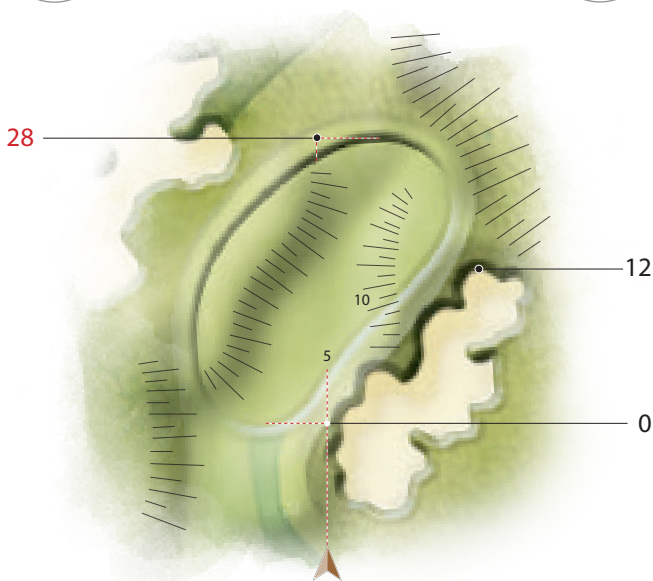
224 ● 3

209 ● 3

189 ○ 3

178 ● 3

131 ● 3



### No.13 Braw View

Fantastic views to the north and the town of St Andrews will take your mind off the accurate tee shot necessary to set up for the best approach. Beware of the downward sloping fairway to the right of the green, this green is best approached from the left side, a brave shot over the left bunker will be rewarded from the tee.

L

R







318  
299  
280  
257  
232

79

290  
271  
252  
229  
204

106

275  
256  
& = 237  
214  
189

28

100

150

200

299  
280  
261  
238  
213

94

266  
247  
228  
205  
180

126

183

208  
189  
170  
147  
122



13

424 ● 4  
405 ● 4  
386 ○ 4  
363 ● 4  
338 ● 4

32

16

0

## No.14 Well

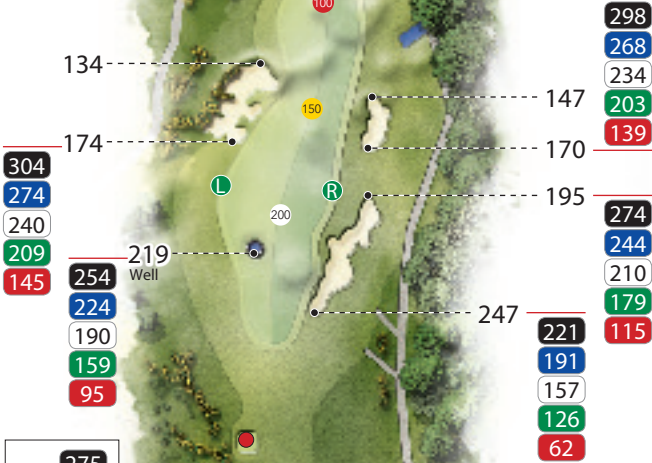
More wonderful views to the north to distract you, a bold tee shot to the left side of the fairway will create an easier approach to this front to back sloping green. Beware of the rear sloping run offs, anything left of the green will create a very tricky recovery.

L

R







134

174

219

Well

200

150

32

100

147

170

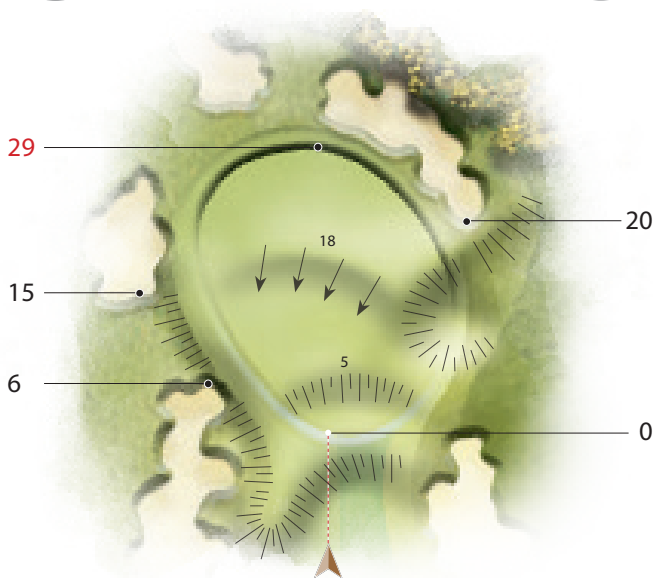
195

247



14

- 472 ● 4
- 442 ● 4
- 408 ○ 4
- 377 ● 4
- 313 ● 4



### No.15 Steading

A long tee shot to the right of the fairway is preferred, avoiding fairway sand bunkers along the left side. This will allow you to view this elevated green for your approach which is heavily guarded by sand bunkers on all sides. An extra club selection on the approach is recommended.





299  
269  
239  
218  
161

128  
138

183  
Path

249  
219  
189  
168  
111

232

201  
171  
141  
120  
63

100

150

L

R

200



L

& =

R

275

245

215

194

137

15

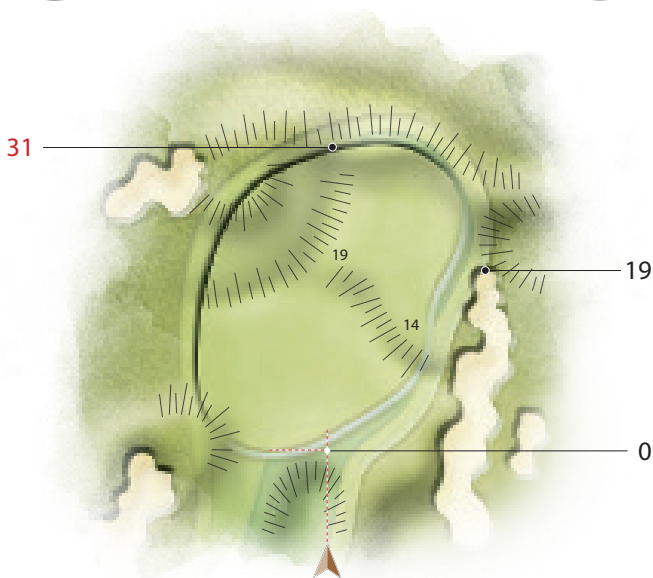
453 ● 4

423 ● 4

393 ○ 4

372 ● 4

315 ● 4



### No.16 Melville

This testing par 3 normally plays cross wind and an approach to the green from the left side is preferred allowing an excellent opportunity to putt for birdie. Sand and deep swales guard this green against errant tee shots.

Left Edge of Green

Right Edge of Green





31

215

197

172

147

122



16

231 ● 3

213 ● 3

188 ○ 3

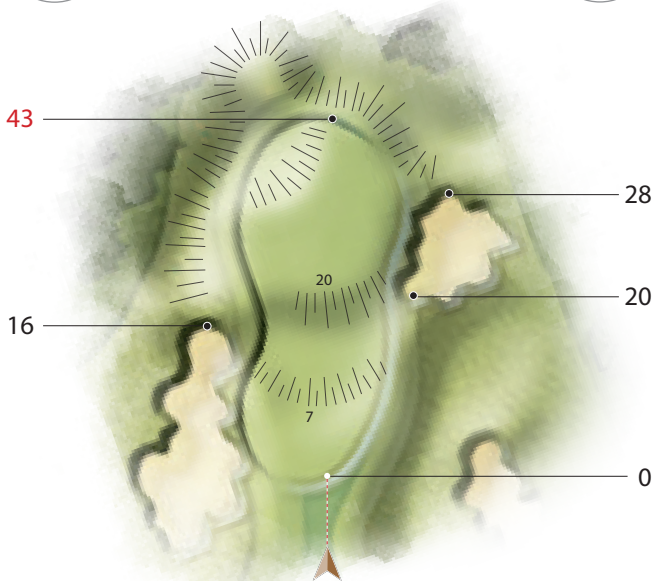
163 ● 3

138 ● 3

17

429 409 386 362 338

PAR 4  
S.I. 7



## No.17 Strath

Be bold with the tee shot anywhere between the large Oak trees is best and your approach will allow an aggressive line to the green. There are wetlands right and long grasses left to guard the landing areas. This green is long and narrow and demands accuracy from a low running, or higher approach.







60

Medium Tree

64

100

159

Medium Tree

282

262

239

215

191

136

283

263

240

216

192

200

210

211

191

168

144

120

L

275

255

& =

232

R

208

184



17

429 ● 4

409 ● 4

386 ○ 4

362 ● 4

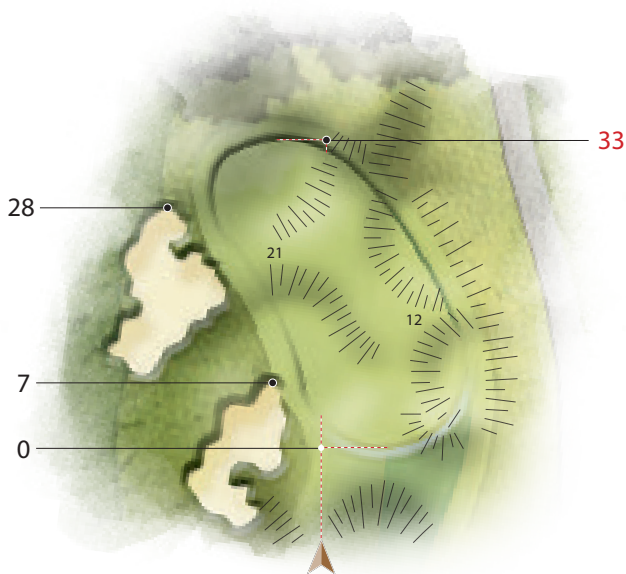
338 ● 4



18


458 386 368 364 310

PAR 4  
S.I. 9



### No. 18 Ice House

A challenging uphill par 4, Ice House demands an accurate tee shot left of the fairway bunker on the right. The green is quite elevated and demands an extra club on the approach. The green is guarded by deep sand bunkers left and a sharp drop-off right. Putts from the centre or right side will definitely break toward the north while a view of St Andrews may take your mind away from the task at hand.





33

59

Medium Tree

72

100

103

126

282

210

192

188

134

161

First Tree in Group

244

172

154

150

96

202

221

Medium Tree

226

240

263

200

L

R

275

203

L

& =

185

R

181

127

237

227

155

137

133

79

18

458 ● 4

386 ● 4

368 ○ 4

364 ● 4

310 ● 4



# Course Map



# Scorecard

Hole	Black	Blue	White	Green	Red	Par	Stroke Index	Score
1	528	499	479	473	416	5	10	
2	451	447	437	418	294	4	6	
3	171	159	152	146	129	3	18	
4	433	401	375	347	318	4	14	
5	374	343	328	299	277	4	12	
6	596	567	525	489	406	5	4	
7	513	470	435	406	337	4	8	
8	250	194	175	152	121	3	16	
9	417	396	374	351	283	4	2	
OUT	3733	3476	3280	3081	2581	36		
10	448	426	400	369	299	4	5	
11	640	613	552	501	453	5	1	
12	224	209	189	178	131	3	17	
13	424	405	386	363	338	4	11	
14	472	442	408	377	313	4	13	
15	453	423	393	372	315	4	3	
16	231	213	188	163	138	3	15	
17	429	409	386	362	338	4	7	
18	458	386	368	364	310	4	9	
IN	3779	3526	3270	3049	2635	35		
OUT	3733	3476	3280	3081	2581	36		
TOTAL	7512	7002	6550	6130	5216	71		

*All measurements are in yards. Refer to the scorecard for local rules.*



The Duke's  
St. Andrews  
Fife  
KY16 8NX  
United Kingdom  
[www.oldcoursehotel.co.uk](http://www.oldcoursehotel.co.uk)